

ERHAN MAKİNE

Marble Machine Catalog

2022
KATALOĐU

[erhanmachines](#) [erhancicik](#)
www.erhanmakine.com.tr



Where Dreams Turn into Mechanics
Hayalların MekanikĐe
DönüştüĐü Yer

İÇİNDEKİLER

Misyonumuz

Mermer ve doğal taş işleme ekipmanlarına teknolojiyi takip eden çözümler üreterek, özgün ve kullanıcı odaklı kaliteli dizaynlar sunmaktır.

Vizyonumuz

Üretim bandımızın her geçen gün koşan teknoloji ile beraber üstün kalite ve özgün yapıtlarla her daim çözüm üretmek ve servis hizmetleri ile %100 memnuniyeti daim kılmaktır.

Our Mission

Marble and natural stone processing following the technology to their equipment by producing solutions, unique and user-friendly oriented to offer quality designs.

our vision

The technology of our production line running day by day always with superior quality and original works to produce solutions and services To make 100% satisfaction permanent.

04

SLİM ve PAH MAKİNALARI

*Slim and Chamfering
machines*

12

KESİM MAKİNALARI

Cutting Machines

HAKKIMIZDA

Erhan Mermer Makinaları, Erhan CİCİK öncülüğünde 2012 yılında Konya'da kurulmuştur. 2013 yılında kurumsallaşma adımları atamaya başlayan firmamız her geçen yıl hedeflerini tutturarak ilerlemektedir. Firmamız yıllık üretim hedefi 100 adet makinedir. Erhan Makine, Mermer ve Doğal Taş işleme ekipmanları üretmektedir. Her zaman yeniliğe açık üretime hazır olan ve uzmanlaşmış ekibi ile üretim yapan firmamız, yılların verdiği gururla siz değerli müşterilerimiz hizmetindedir.

Erhan Marble Machinery was established in 2012 in Konya under the leadership of Erhan CİCİK. Our company, which started to take institutionalization steps in 2013, is advancing by achieving its goals every year. Our company's annual production target is 100 machines. Erhan Makine manufactures Marble and Natural Stone processing equipment. Our company, which is always ready for innovation and produces with its specialized team, is at the service of our valued customers with the pride of years.



"hayallerinizi kataloğumuza koyamadık..."

21



CNC ROUTER MAKİNALARI

CNC Router Machines

24

DİĞER MAKİNALARI

Other Machines



Plaka Slim Makinesi

SLAB POLISHING MACHINE




TECHNICAL FEATURES

HEAD (MOTOR) NUMBER	PIECE	14	Working Thickness	mm	10 - 100	Machine Dimensions(Wid.Hei.Len)	mm	3200x2300x12000
Working Width	mm	2000	Band Width	mm	2200	Bridge SERVO Motor Power	kw/hp	5,5x2 - 7,5x2
Polishing Head Number	ad	14	Polishing Motor Power	kw/hp	11 / 15	Total Machine Weight	kg	24.000
Polishing Tray Diameter	mm	550	Total Electrical Power	kw	170	PLC CONTROL + STONE MAPPINGH		

SLİM ve PAH MAKİNALARI

*Slim and Chamfering
machines*



Silim Makinesi

POLISHING MACHINE



TECHNICAL FEATURES

Number of motor head		3+12	Kaliber / Polishing Tray diameter	mm	700/500	Polishing Motor Power	kw	7,50 kw 10 hp
Working Width	mm	650	Working Thickness	mm	8/100	Caliber Up and Down Motor Power	kw	0,75
Caliber	Adet	3	Band Width	mm	750	Total Electrical Power	kw	160 kw
Polisage	Adet	12	Kaliber Motor Power	kw	18,5 kw 25 hp	Machine Dimensions L / W / H	mm	12500/135/230
						Total Machine Weight	kg	14500

Pah Makinesi

BEVELING MACHINE



TECHNICAL FEATURES

Head Number		15 HEADS	Forehead Polishing Abrasive Num. of Mot	piece	7 Piece	Max. Working Thickness	mm	10/80 mm
Number of Dropper motors	piece	1 Piece	Bottom burr motor number	piece	1 Piece	Total Electrical power	kw/hp	21,5 kw
45 elmas Motor Sayısı	piece	1 Piece	Joint Motor Power	mm	2.2 kw	Band width	mm	500 mm
45 polisaj Abresiv Motor Sayısı	piece	5 Piece	Abrasiv motor power	mm	1.1 mm	Band thickness	mm	7 mm
Machine dimensions Width/Length/Height							mm	1800/1700/7100

BULNNOSE + PAH Makinesi

BULUNOSE + PAH MACİNE



TECHNICAL FEATURES

Input Direction	Customer Specifies	Caliber	1 Piece	2.2 KW	Bottom Burr	1 Piece	1.1 KW
Machine Length-height-width	9200 / 1750 / 1800	Dropper	1 Piece	2.2 KW	Bullnose	4 Piece	5.5 KW
Bandwidth	50 CM	45 Chamfer Cut	5 Piece	1.1 KW	Machine Weight	3.250 Kg.	
Driver	Delta	Marka	Get Polish	7 Piece	1.1 KW		

Köprü Tipi Plaka Silim Makinesi

BRIDGE TYPE PLATE CLEANING



TECHNICAL FEATURES

Main Engine	7,5 KW 10 HP	Table Upgrades	Hydraulic damper
Table Work Area	2000X3000 mm	Band width	50 / 70 CM
Tray Diameter	400 mm	Automatic And Manual Staying Feature	Movement on 30 Lux Liner Guideway

Kalibre Makinesi

CALIBRATING MACHINE



TECHNICAL FEATURES

4 Heads	piece	Optional increase	Working Thickness	mm	100 mm
Working Width	mm	800 mm	Band width	mm	700 mm
Number of Calibrated Heads	piece	4 (Optional increase)	Motor power	kw	18,5 kw

Mozaik Silim Makinesi

MOSAIC POLISHING MACHINE



TECHNICAL FEATURES

Number of motor head	Piece	16	Working thickness	mm	10x100
Working Width	mm	650 mm	Polishing Motor Power	kw/hp	2,2 kw - 3 hp
Polishing diameter	mm	130-160	Overall Dimens.(W.-H.-L.)	mm	130 x 2000 x 5500
			Polishing Motor Power	kw	38 Kw

Köprü kesim Makinesi

BRIDGE SAW MACHINE



TECHNICAL FEATURES

Max. Saw diameter	mm	600 mm
Min. Saw diameter	ad	300 mm
X axe, Saw movement distance	mm	2000 mm
Y axe, Saw movement distance	mm	3500 mm
Z axe, Saw movement distance	mm	350 mm
Max. Saw Cutting thickness	kw/hp	150 mm

Table dimensions	mm	2000 x 3300
Saw motor power		11/15 kw
Y axe SERVO motor power		1000 WAT
X axe SERVO Motor power		750 WAT
W axe, Total Saw Rotation Angle	kw	0/360 acı /deg.
Z2 axe, Adjustable saw angle	mm	0-45 acı / deg.

Makina weight	4.200 kg
Total Electrical power	20 kw
TOUCH SCREEN CONTROL	11 inc
Z axe SERVO Motor power	750 WAT
A axe SERVO Motor power	750 WAT
C axe SERVO Motor power	750 WAT
Machine dimensions (L / W / H)	5500 / 3300 / 2900 cm



Otomatik Yan Kesme Makinesi

AUTOMATIC SIDE CUTTING MACHINE

TECHNICAL FEATURES

Working width	mm	2000 mm	Disc diameter	mm	350 - 600 mm	Cutting motor power	mm	9/13 kw
Working thickness	mm	max 150 mm	Disc rotation angle	mm	0/90	Total Electric Power	mm	15 kw
Working length	mm	3500 mm	Wagon speed	kw/hp	0 - 4 mt / dak	Wagon movement	kw/hp	otomatik
Table dimensions	mm	2000 x 3300 mm	Cutting motor rotation	kw	1500 / 3000 dd	Angle degree		7 mm

TOUCHSCREEN 7 INCHES PANEL CONTROL

45 / 90 o.

EXTRA 1. LIFTABLE TABLE. 2. 4 SIDES CUTTING. SPECIFICATION: (0-90 / 180-270)



Yarı Otomatik
**Manuel Yan
Kesme
Makinesi**
MANUAL SIDE CUTTING MACHINE

TECHNICAL FEATURES

Working Width		1750 mm	Disc rotation angle	mm	0,90	Total Electric Power		15 kw
Working thickness	mm	100 mm	Wagon speed	mm	0 - 4 mt /min	Wagon movement		0,75 kw mot/red
Working length	piece	3500 mm	Cutting motor rotation	kw/hp	1500 / 3000 Hızlı	Angle degree / manuel		45 / 90
Disc diameter	mm	350 - 600 mm	Cutting motor power	kw	9/13 kw			



İki Kafalı En Ebatlama Makinesi

TWO HEADS CUTTING MACHINE

Where Dreams Turn into Mechanics
Hayalların Mekanığı
Dönüştüğü Yer

TECHNICAL FEATURES

Disc Diameter	350mm
Disc Number	2 Adet
Disc Motor Power	7,5 kw.
Conveyor movement power	0,75 kw.

Conveyor Speed	2,5 m/dk
Max. Cutting Width	650 mm
Max. Cutting Thickness	8/60 mm
Band Thickness	10 mm

Length	3500 mm
Width	1500 mm
Weight	2000 kg



Boy Ebatlama Makinesi

SIZE CUTTING MACHINE

Where Dreams Turn into Mechanics
Hayalların Mekanığına
Dönüştüğü Yer

TECHNICAL FEATURES

Saw Diameter	450 mm	Reducer Motor Power	0,75/1 kw/hp	Linear Guideway
Working Width	650 mm	Total Electrical Power	9 kw	Shake Model
Working thickness	60 mm	Machine Dimensions L / W / H	4000/1800/2100	
Saw Motor Power	7,5/10 kw/hp	Machine Weight	1250 kg	



Kızaklı Boy ebatlama Makinesi

SLIDING SIZE CUTTING MACHINE




TECHNICAL FEATURES

Saw Diameter	350 mm	Saw Motor Power	7,5/10 kw/hp	Machine Dimensions L / W / H	4000/1900/1700
Working Width	700 mm	Reducer Motor Power	0,75/1 kw/hp	Machine Weight	1500 kg
Working thickness	60 mm	Total Electrical Power	9 kw	Linear Guideway	30 mm

45 Kesim Makinesi

45 CUTTING MACHINE IS



TECHNICAL FEATURES

Cut Angle	piece	45 Degrees	Maximum Cut Length	mm	3500 mm
Motor power	kw	11kw/3000 DD	It could only cut at a 45 degree angle.		

Çok Testere Boyu Kesim Makinesi

TWO HEADS CUTTING MACHINE



TECHNICAL FEATURES

Main Engine	75 KW	Magazine Shaft Length	80 CM	Automatic And Manual Cutting
Max Number of Saws	15 Piece	Band width	75 CM	Auto Count Feature
Max Saw Diameter	550 MM	Max Stone Cut Thickness	200 MM	

Çok Testereleli Mozaik Kesim Makinesi

AUTOMATIC SIDE CUTTING MACHINE



TECHNICAL FEATURES

Main Engine	18.5 KW	Maximum Saw Diameter	300 MM
Max Number of Saws	20 Piece	Up Down Motion Reducer	0,75 KW
Magazine Length	400 MM /600 MM	Tape Reducer	0,75 KW

CNC Torna Makinesi

CNC LATHE MACHINE




TECHNICAL FEATURES

Main Engine	7,5 KW / 10 HP	dimensions	Optional
Linear Ruler	30	Simultaneous Processing	Can be made in 2 and 4
Linear Car	30 inch Wide	Please Call For Different Features	
Control Board	CNC Control Panel		

CNC Router Eco Makinesi

CNC ROUTER MACHINE



TECHNICAL FEATURES

5,5 Kw Spindle Motor	DVR / DK	12.000	Machine Dimensions	X - Y Axis 1/5 Planetary Gearbox	Mach3 with Windows 10 Operating System
Table Work Area	mm	1500x3000	Wxc Multifunctional Handwheel	30 mm Liner Slide	Industrial Computer with Cnc Control Software
Makina Ebatları	E-B-Y	2700x1750x4500	4 Hybrid Motors with 12 Nm Encoder	Z Axis Ball Screw Driven	Aluminum Table

CNC Router Pro Makinesi

CNC ROUTER MACHINE



TECHNICAL FEATURES

Machine Working Area	mm	1500 X 3200
Machine Main Engine	Kw / Dd	9 / 12.000
X , Y, Z Motion Servo Motor	Watt	1000
Automatic Tool Change	piece	20
Stone Fixing System	Vacuum	
Linear Guides	mm	30 LUK

Cnc Control Unit	Delta	
Z Motion	mm	500
Y Motion	mm	1500
X Motion	mm	3200
Yağlama Sistemi	Manuel	
Lubrication System	Var	

As a Drawing Program	Arc Glass Recommended	
Machine Weight	Kg	2500
Machine Total Electricity	Kw	13



▶ Miniature-Cutting-Motorized



▶ Manual Cutting



▶ Miatur Cut -100-80



▶ Sink Opening Machine






▶ Trash Can



▶ Forklift Apparatus



Where Dreams Turn into Mechanics
**Hayalların Mekanikçe
Dönüştüğü Yer**

Marble Machine Catalog
2022
KATALOĐU

 [erhanmachines](#)  [erhancicik](#)
www.erhanmakine.com.tr

